





La clase

phonics

sound in:

- ca**
- calculadora 
 - cacapuntas 

sound in:

- cu**
- culculadora 
 - cuaderno 


accents

Accents indicate the vowel is stressed. As seen in the word lá-piz. They can also be used to indicate a question as seen in:

'¿Qué tienes en tu estuche?'

vocabulary

The nouns & determiners for 12 common classroom objects.



The 2 words for the possessive adjective 'my' in Spanish:

mi

mis

Language to describe what I have/do have not in my pencil case.

En mi estuche tengo un bolígrafo. 

In my pencil case I have a pen.

En mi estuche ~~no~~ tengo un bolígrafo. 

In my pencil case I do not have a pen.

grammar

To fully understand when to use the correct possessive adjective in Spanish.

mi lápiz 

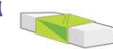
mi regla 

Singular possessive adjective 'my' for both masculine and feminine nouns.


mis tijeras 

Plural possessive adjective 'my' for both masculine and feminine nouns.

The negative structure 'no tengo'.

Tengo una goma. 

I have a rubber.

~~No~~ tengo una goma. 


I do not have a rubber.

What I will learn:

- Objective 1: I will learn the nouns and determiners for 6 classroom objects in Spanish.
- Objective 2: I will learn 6 more nouns and their determiners for classroom objects in Spanish.
- Objective 3: I will learn to answer the question '¿Qué tienes en tu estuche?' (What do have in your pencil case?)
- Objective 4: I will learn how to move from an indefinite determiner (a) to a possessive adjective (my) in Spanish.
- Objective 5: I will learn the negative response and use all my new knowledge to say what I have/do not have in my pencil case.

La fruta

phonics

sound in:
j • naranja 

&

stress placement


Words that end in a vowel, 'n' or 's' are normally stressed on the second to last syllable like pe-ra, ci-rue-la, and ce-re-za.

accents

Accents indicate the vowel is stressed. As seen in plá-ta-no and me-lo-co-tón.

vocabulary

10 common fruit nouns with their determiners in Spanish.



How to say the above fruits in both singular and plural form so I can say which fruits I like and I do not like.



Me gustan las manzanas.

I like apples.



No me gustan las manzanas.

I do not like apples.

grammar

Nouns in Spanish can be masculine or feminine and singular or plural. This means that determiners can have different forms in Spanish.

un

una

Singular determiner 'a/an'

los

las

Plural determiner 'the'



What I will learn:

- Objective 1: I will learn and become more familiar with 5 fruit nouns with their determiners in Spanish.
- Objective 2: I will learn and become more familiar with 5 more fruit nouns with their determiners in Spanish.
- Objective 3: I will learn how to move singular nouns to plural form in Spanish.
- Objective 4: I will learn how to use the structure 'me gustan' (I like) with the fruit nouns.
- Objective 5: I will learn how to use the negative structure 'no me gustan' (I do not like) with the fruit nouns.


Aprendo español

phonics

ch sound in:
• ocho 8

j sound in:
• rojo 
• naranja 

ñ sound in:
• España 

rr sound in:
• marrrón 

ll sound in:
• me llamo

vocabulary

Numbers 1-10 in Spanish

1 2 3 4 5 6 7 8 9 10

10 colours in Spanish



Simple greetings:



¡Hola! ¿Cómo estás?

Hello! How are you?

¡Estoy bien!

¿Cómo te llamas?



I am well! What is your name?

grammar

There is NO grammar taught in this unit.
We will see more grammar in the units
that follow.


What I will learn:

- Objective 1: I will learn more about the Hispanic world.
- Objective 2: I will learn how to use basic greetings in Spanish.
- Objective 3 I will learn how to ask and answer the question '¿Cómo te llamas?' in Spanish.
- Objective 4: I will learn the numbers 1-10 in Spanish.
- Objective 5: I will learn 10 colours and how to say which is my favourite colour in Spanish.


1




una manzana




una cereza



una ciruela



una naranja




una pera




una fresa




un melocotón



un kiwi



un plátano



un albaricoque

2 Express your opinion.




Me gustan...




No me gustan...


3 Which fruits do you like? Which fruits don't you like?




las manzanas




las cerezas



las ciruelas




las naranjas



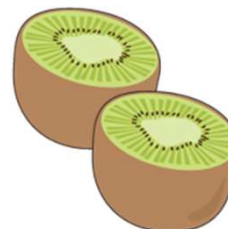
las peras




las fresas




los melocotones



los kiwis



los plátanos



las albaricoques