



Unit Objective:

To describe what rooms there are and are not in your home in Spanish

By the end of this unit we will be able to:

- Say and write in Spanish whether we live in a house or an apartment.
- Say what room we have and do not have at home using the key structure **en mi casa hay...** and **en mi casa no hay...**
- Use the conjunction **y** to link two sentences together.

It will help if we already know:

- The letter sounds (phonics & phonemes) from 'Phonics & Pronunciation' lessons 1 and 2.
- Vocabulary from the Early Learning units.
- Vocabulary from 'Presenting Myself', 'My Family' and 'Do You Have a Pet?' Intermediate units to be able to present ourselves, talk about our/a family and pets.

Skills we will develop:

To speak and write using longer more interesting sentences, that include the key structures presented in the unit. Whether we live in a house or apartment and what rooms we have and do not have at home and learning to remember and use accurately previous language from memory alongside our new knowledge.

Activities we will complete:

The unit starts with learning how to say if we live in a house or an apartment and 10 nouns and their appropriate indefinite articles/determiners for rooms of the house via a variety of speaking, listening, reading and written tasks (using a series of gap fills, word puzzles, crosswords, word searches and true/false activities). Leading towards a final oral presentation and/or extended piece of writing detailing where I live and what there is or is not in terms of rooms, at home. Revisiting and reusing previously learnt language.

Grammar we will learn & revisit:

Indefinite articles, negative & high frequency verbs. Revisiting again the indefinite articles **un** and **una**. Revisiting also 1st person singular high frequency verbs **llamo**, **tengo**, **soy** with a particular focus on **vivo** from the verb **VIVIR** a regular IR verb. Use of negative structure appropriate in this unit, 'there is' and 'there is not' (**hay** and **no hay**) structure. Noting the upside-down question mark (¿) is used at the beginning of all questions - no exceptions! This also happens with the exclamation mark as an upside down one is used at the start of a sentence too in Spanish!

Phonics & pronunciation we will see:

Recommended phonics focus: **GA GE GI GO GU**

- **GA** sound in **garaje**.
- **Stress Placement.** Words that end in a consonant (apart from 'n' or 's') should be stressed on the last syllable. For words that end in a vowel or 'n' and 's' it is normally the second to last syllable like **ciu-dad**, **la-va-de-ro** and **ga-ra-je**.
- **Accents.** Accents can only be written over vowels in Spanish and indicate the vowel is stressed – regardless of the other rules! As seen in **sa-lón**.
- **Ñ tilde.** This changes the 'n' to a 'ny' sound like in the English word 'onion'. It is another letter not just another phoneme as in **baño** and **montaña**.



Vocabulary we will learn & revisit:

Basic personal details will be revisited including the high frequency 1st person singular verbs **soy**, **me llamo**, **tengo** and **vivo**. Key vocabulary on 10 nouns and indefinite articles for rooms of the house will be learnt along with key structures **vivo en** and **en mi casa hay...** and **en mi casa no hay..** All on **the Vocabulary Sheet**.

Mi casa

phonics

ga sound in:
• garaje



accents

Accents indicate the vowel is stressed. As seen in the word **salón**.

stress placement

Words that end in a vowel, 'n' or 's' are normally stressed on the second to last syllable. Like **ga-ra-je**.

ñ tilde

This changes the 'n' to a 'ny' sound like in the English word 'onion'. As in the Spanish words **baño** and **montaña**.

vocabulary

The nouns and determiners for 'house' and 'apartment'.



The nouns and determiners for rooms of the house.



Key linguistic structures:

En mi casa hay...

In my house there is...

En mi casa no hay...

In my house there is not...

grammar

To fully understand the role of gender in the choice of determiners.

un salón



una cocina



Singular determiner 'a' for masculine nouns

Singular determiner 'a' for feminine nouns

To understand better how to use the negative in Spanish.

En mi casa hay un salón.



En mi casa no hay salón.



1st person conjugation of high frequency verbs.

vivo

I live

What I will learn:

- Objective 1: I will learn how to say where I live using the 1st person high-frequency verb 'vivo' (I live).
- Objective 2: I will learn 5 nouns and their determiners for rooms of the house.
- Objective 3: I will learn 5 more nouns and their determiners for rooms of the house.
- Objective 4: I will learn how to say I do not have a particular room in the house using the negative structure in Spanish.
- Objective 5: I will use all my new knowledge in Spanish to describe where I live.

1 Introduce yourself.

¡Hola!

Me llamo...


Tengo ___ años

2 Where do you live?

Vivo en...



una casa



un piso

3 Can you give some more detail?

en...



el campo



un pueblo



la ciudad



la costa



la montaña

4 Can you describe your house?

En mi casa hay...



un salón



un despacho



un sótano



un jardín



un garaje



un cuarto de baño



un dormitorio



un comedor



un lavadero



una cocina

5 Which rooms cannot be found in your house?

Pero, en mi casa no hay...



salón



despacho



sótano



jardín



garaje



cuarto de baño



dormitorio



comedor



lavadero



cocina

Don't forget to use this conjunction before the last room! **y** → and

Comer sano

phonics

b

sound in:

- beber
- bebo



qu

sound in:

- mantequilla



v

sound in:

- vegetales



accents

Accents indicate the vowel is stressed. As seen in the words natación.

ñ tilde

This changes the 'n' to a 'ny' sound like in the English word 'onion'. As in the Spanish word añadir.

vocabulary

The nouns and determiners for 10 healthy foods and drinks.



The nouns and determiners for 10 unhealthy foods and drinks.



Language to describe healthy lifestyles:

Para tener una buena salud como...

To stay healthy I eat...

Para tener una buena salud bebo...

To stay healthy I drink...

grammar

The 1st person conjugation of high-frequency verbs:

como

'I eat' from the verb comer 'to eat'.

bebo

'I drink' from the verb beber 'to drink'.

Use of the negative:

no como

I do not eat

no bebo

I do not drink

What I will learn:

- Objective 1: I will improve my range of vocabulary by learning 10 new nouns and determiners for healthy foods/drinks.
- Objective 2: I will further improve my range of vocabulary by learning 10 more nouns and determiners for unhealthy foods/drinks.
- Objective 3: I will consolidate all the new language and focus on the plural indefinite article in Spanish as seen in this unit.
- Objective 4: I will improve my range of vocabulary by also learning key phrases for healthy and unhealthy habits.
- Objective 5: I will learn to follow a healthy recipe in Spanish and create my own using my new knowledge.

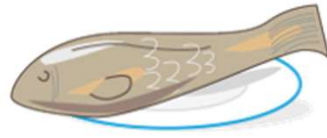
Comer sano



pollo




leche desnatada



pescado



pan integral



queso



cereales



agua



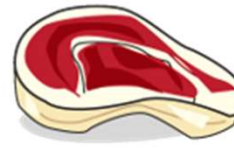
nueces



vegetales




fruta



carne roja




leche entera



pan blanco




chocolate



patatas fritas



galletas




mantequilla




bebidas con gas



caramelos




¡Cortar!



¡Añadir!



¡Mezclar!



¡Rallar!



¡Cocinar!

Comer sano



hago natación



paseo a mi perro



juego al baloncesto




juego al tenis



hago judo



monto en bicicleta



no veo la tele



no juego con juegos electrónicos