

Welcome to Year 2



Information for the children

We are sure you have got lots of questions about what it will be like in Year 2!

We really hope that reading this booklet will help you to find out a little bit more and remember that we just want you to all have fun!



Meet your teachers

These are all the grown ups who will be able to help you in Year 2.



We are very excited to get to know you all and find out more about the things that interest you and what you enjoy doing at home and in school!

Y2LB



Mrs L Boydell

Mrs Boydell



Mrs T Helsby

Mrs Helsby



Wendy Cavaliere

Mrs Cavaliere

Y2GW



Miss G Williams

Miss Williams



Miss D Byron

Miss Byron



Miss J Brunskill

Miss Brunskill

I spy with my little eye

These are some photos taken in the Y2 classrooms last year.

Do you recognise any of these photos already?



When you come back to school the classrooms may look a little different but we still try to have lots of the similar things that you had in Year 1:

- Reading and writing areas
- Creative areas
- Role-play / topic area
- Baskets / pots on the tables with all your resources
- A Tray with your name on for you to put your own things in
- We use the same cloakroom, toilets and playground

Time to learn

One thing you must remember as we learn is that mistakes are ok! They help you to learn.



So please never worry if you can't do something in class or you don't understand, just ask for a little help from your friends or your teachers. We are all there to help each other.


In the mornings we go into different groups for our literacy and maths activities just as you did in Year 1. This means you get to have fun in both classrooms!

In the afternoons we will look at some new topics and build on your learning from Year 1.



We will plan lots of creative afternoons, some trips and theme days too so we can have lots of fun as we learn!



Literacy



Just like in Y1 we still have RWI sessions most mornings in our own groups. We will also still have Guided reading groups to practice our reading and comprehension skills. In Literacy we will look at lots of lovely new books and link them to our topics.



Maths

In maths we explore all about two-digit numbers (0-99) and learn to develop our addition and subtraction skills. Knowing lots of number bonds will help us with this. The counting patterns you looked at in Y1 will also help you to learn how to multiply and divide.



Year 2 Projects



Autumn


- **What a Wonderful World** Learn all about the seven continents and the five oceans of our world. Which places have you visited before?



- **Flying High** Who invented the first ever aeroplane? How? Take a trip to Manchester Airport Runway Visitor Park to watch the planes and compare planes in the past to nowadays.

Spring


- **The Bare Necessities of Life.....Jungle Book** What do humans and animals need to survive? What are our basic needs and why? Explore the country of India and compare it to the UK.



- **There's No place Like Home.....Habitats** Could all humans and animals survive in the same place? Why? Can we improve the animal habitats near us?

Summer

- **The Magic Faraway Tree Plants** Explore growing our own plants and imagine the adventures we could have travelling around a magical land at the top! Let's make a mini tree house too!



- **Oh I do like to be beside the seaside** How have our holidays changed? How is this possible? Maybe a trip to the seaside will help us to find out more!

Be the best you can be



In Year 2 we still earn dojos and have a track on the wall so you can see how well you are doing.

The more dojos you earn, the closer you get to your certificates, and you might be the weeks medal winner, get to go to the Dojo Cafe or have lots of fun during Golden Time.

A few things to help you

On the next few pages are lots of resources like the ones we have in the middle of our tables in school. They will help you with any learning at home so keep them somewhere safe.

We really hope this booklet has helped you to find out a little more about Year 2. If you have any more questions you'd like to ask, please send us a message on Clasdojo and we will be happy to help.





























Clasdojo has been such an important way for us to keep in touch between home and school during these last few weeks. When we are back in school together we look forward to all the lovely things we'll be able to post on our Year 2 story page so your families can share all the adventures of your school day!

We all can't wait to become your new teachers in September!

Have a lovely summer, with lots of fun and laughter!

Love from all the Year 2 Team

<p>a</p>  <p>Around the apple and down the leaf.</p>	<p>b</p>  <p>Down the laces to the heel and around the toe.</p>	<p>c</p>  <p>Curl around the caterpillar.</p>	<p>d</p>  <p>Around the dinosaurs bottom, up his tall neck & down to his toes.</p>	<p>e</p>  <p>Lift off the top and scoop out the egg.</p>	<p>f</p>  <p>Down the stem and draw the leaves.</p>
<p>g</p>  <p>Around the girls face, down her hair and give her a curl.</p>	<p>h</p>  <p>Down the head, to his hooves and over his back.</p>	<p>i</p>  <p>Down the body and dot for the head.</p>	<p>j</p>  <p>Down his body, curl, dot for his head.</p>	<p>k</p>  <p>Down the kangaroo's body tail and leg.</p>	<p>l</p>  <p>Down the long leg.</p>
<p>m</p>  <p>Down Maisie, mountain, mountain.</p>	<p>n</p>  <p>Down Nobby and over his net.</p>	<p>o</p>  <p>All around the orange.</p>	<p>p</p>  <p>Down the pirates plait and around his face.</p>	<p>qu</p>  <p>Round her head, up past her earring, down her hair, and flick.</p>	<p>r</p>  <p>Down the robots back and curl over his arm.</p>
<p>s</p>  <p>Slither down the snake.</p>	<p>t</p>  <p>Down the tower, across the tower.</p>	<p>u</p>  <p>Down and under, up to the top and draw the puddle.</p>	<p>v</p>  <p>Down a wing, up a wing.</p>	<p>w</p>  <p>Down, up, down, up.</p>	<p>x</p>  <p>Down the arm and leg, repeat the other side.</p>
<p>y</p>  <p>Down a horn, up a horn and under head.</p>	<p>z</p>  <p>Zig-zag-zig.</p>				

Aa Bb Cc Dd

Ee Ff Gg Hh Ii

Jj Kk Ll Mm

Nn Oo Pp Qq

Rr Ss Tt Uu Vv

Ww Xx Yy Zz

Writing Prompts

Use capital letters

ABC

Use phonics



Use finger spaces



Use full stops

...the end.


Write on the line

One day...

Read through again























Year 1 Common Exception Words on Multicoloured Bricks



Year 2 Common Exception Words on Multicoloured Bricks



									
1	2	3	4	5	6	7	8	9	10

									
11	12	13	14	15	16	17	18	19	20

My numbers and words strip



0	1	2	3	4	5	6	7	8	9	10
zero	one	two	three	four	five	six	seven	eight	nine	ten
11	12	13	14	15	16	17	18	19	20	
eleven	twelve	thirteen	fourteen	fifteen	sixteen	seventeen	eighteen	nineteen	twenty	



Magic Hundred Square

1	2	3	4	5	6	7	8	9	10
11	12	13	14	15	16	17	18	19	20
21	22	23	24	25	26	27	28	29	30
31	32	33	34	35	36	37	38	39	40
41	42	43	44	45	46	47	48	49	50
51	52	53	54	55	56	57	58	59	60
61	62	63	64	65	66	67	68	69	70
71	72	73	74	75	76	77	78	79	80
81	82	83	84	85	86	87	88	89	90
91	92	93	94	95	96	97	98	99	100





Counting in Twos



2

4

6

8

10

12

14

16

18

20



Counting in Fives



5

10

15

20

25

30

35

40

45

50

55

60

65

70

75

80

85

90

95

100



Counting in Tens



10

20

30

40

50

60

70

80

90

100

Rainbow to 10



0 1 2 3 4 5

5 6 7 8 9 10

$0 + 10 = 10$

$1 + 9 = 10$

$2 + 8 = 10$

$3 + 7 = 10$

$4 + 6 = 10$

$5 + 5 = 10$

$10 + 0 = 10$

$9 + 1 = 10$

$8 + 2 = 10$

$7 + 3 = 10$

$6 + 4 = 10$

$5 + 5 = 10$

Rainbow to 20



0 1 2 3 4 5 6 7 8 9 10

10 11 12 13 14 15 16 17 18 19 20

$0 + 20 = 20$

$1 + 19 = 20$

$2 + 18 = 20$

$3 + 17 = 20$

$4 + 16 = 20$

$5 + 15 = 20$

$6 + 14 = 20$

$7 + 13 = 20$

$8 + 12 = 20$

$9 + 11 = 20$

$10 + 10 = 20$

$11 + 9 = 20$

$12 + 8 = 20$

$13 + 7 = 20$

$14 + 6 = 20$

$15 + 5 = 20$

$16 + 4 = 20$

$17 + 3 = 20$

$18 + 2 = 20$

$19 + 1 = 20$