

How to add to your child's Class Dojo portfolio.

Firstly, very helpfully, you've probably discovered that you can see no mention of the word 'portfolio' on your account. However, anything you post, is entered into what is called a 'portfolio' on your child's class teacher's page.

Ideally, we'd love you to share your child's activities with us using the instructions below rather than via a message as this way all of your child's images etc are collected together in one place and saved rather than being dotted about in between messages. This will mean that on our return to school, your child can use their posts to share with their friends what they have been up to whilst we've been away from school. Of course it also means that your child can very proudly look back through their portfolio whenever they like.

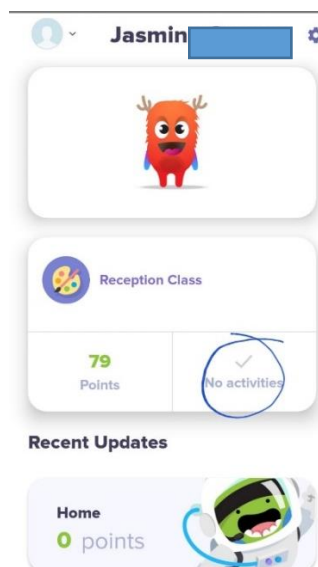
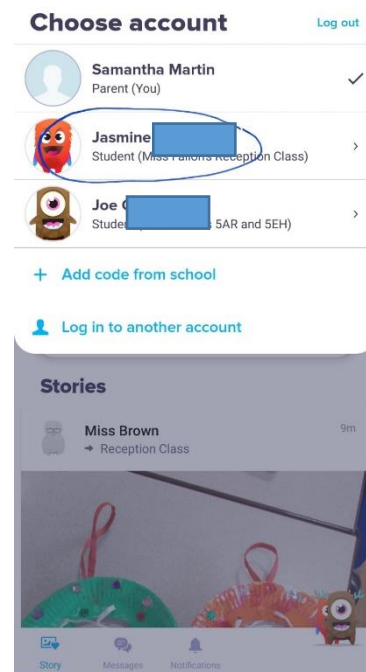
So, let's get started...

Hopefully, you can see that you have a parent account and an account for your child/ren.

Unfortunately, the app looks a little different depending on whether you're using an iPhone or an Android phone but click around somewhere near the top left of your screen and these options should be displayed.

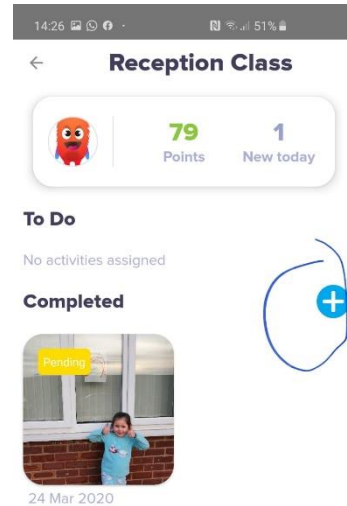
Next, click on your child's account.

Once you've clicked on your child's account, you should see this screen. Click on your child's class or the 'No activities' box circled in this image.

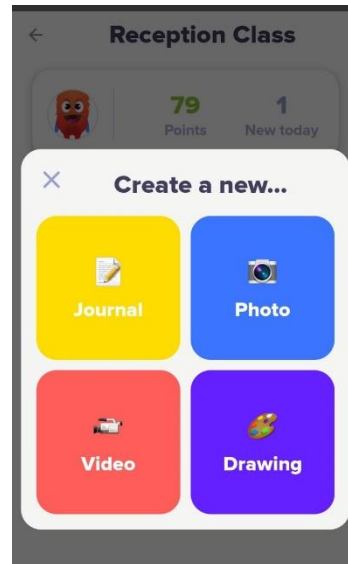


You should now see this page. Once you've created posts about your child's activities, you'll see them here. (If they say pending, they're just waiting for your child's class teacher/ Mrs Dingsdale to approve them). If they haven't been approved within 24 hours, do just send us a quick message as sometimes, ClassDojo seems to forget to tell us that there are posts to be approved.

To create a new post, click on the addition symbol.



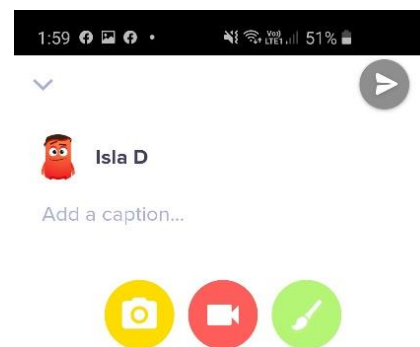
This will give you 4 options. Simply click on the type of post you'd like to upload. I tend to post a 'Journal' as you can add a photo / video / picture as well as text from there.



Now you just need to add anything you want to share and click send.

I hope this makes sense. If not, or you just need a little more help, please just message me (Mrs Dingsdale) and I'll do my best to help.

I look forward to seeing all your posts. Take care and stay safe.



Thanks to Sam Martin (mum of Joe and Jasmine) who kindly allowed me to use the images above.